

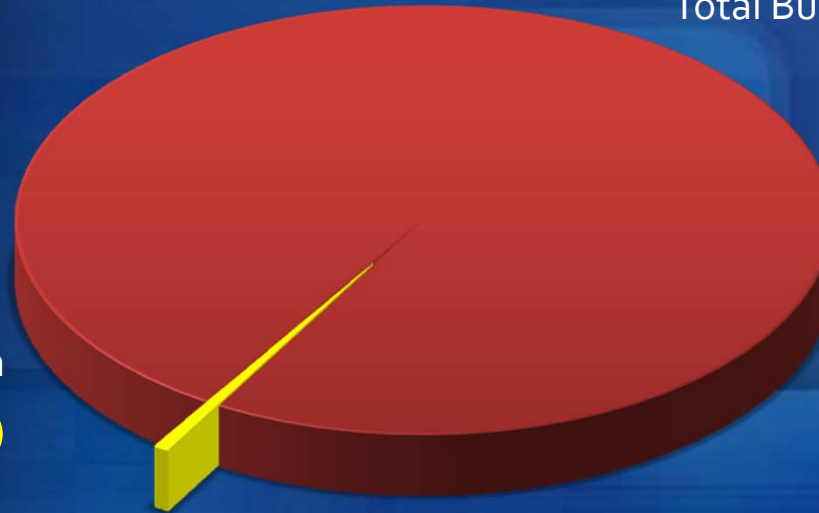


DFA BUDGET vs NATIONAL BUDGET

FY 2009, 2010 and 2011

Total Budget P1.645 Trillion
(99.33%)

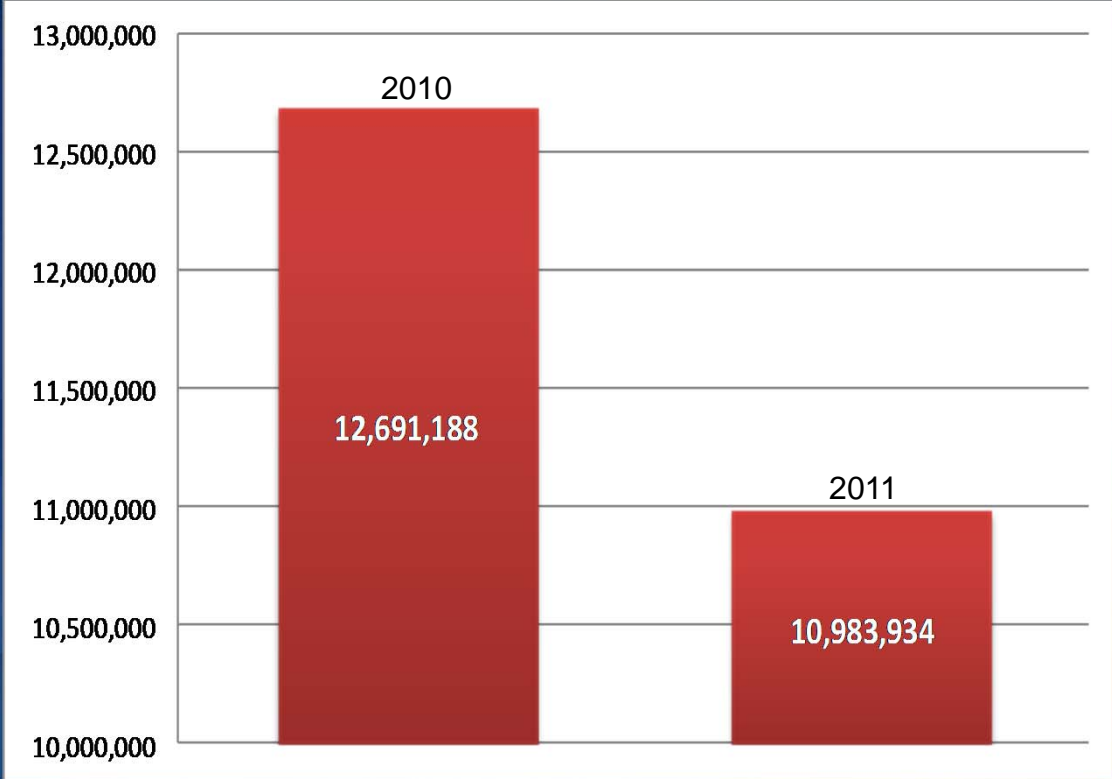
DFA Budget P10.98 Billion
(0.67%)



	FY 2009 GAA	FY 2010 GAA	FY 2011 GAA
PS	5, 499,546	5,457,732	5,212,831
MOOE	6,148,146	6,840,665	5,619,558
CO	895,343	392,791	151,545
TOTAL	12,543,035	12,691,188	10,983,934
Percentage to National Budget	0.89%	0.82%	0.67%



2010 GAA VS. 2011 GAA

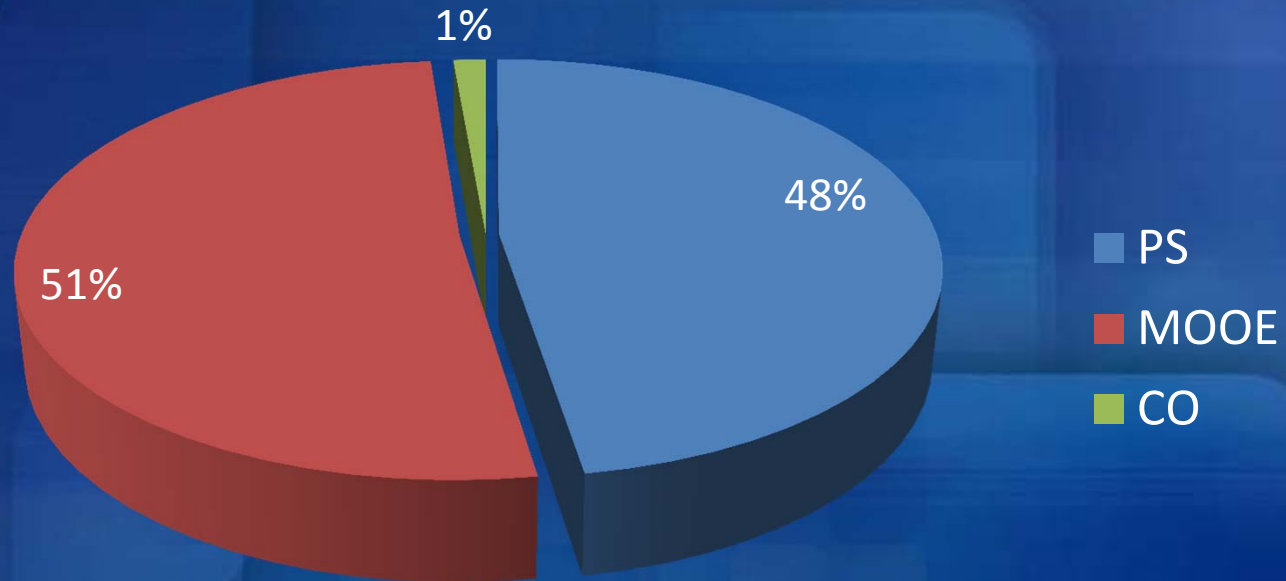


(in P'000)

	FY 2010 GAA	FY 2011 GAA	DECREASE	%
TOTAL	12,691,188	10,983,934	(1,707,254)	(13.45%)




Share Per Expense Item FY 2011



	FY 2011 GAA
<i>Personal Services (PS)</i>	5,212,831
<i>Maintenance & Other Operating Expenses (MOOE)</i>	5,619,558
<i>Capital Outlay (CO)</i>	151,545
TOTAL	10,983,934



Allotments, Obligations and Balances as of 30 June 2011



	Allotment	Obligations Incurred	Balances
■ Series1	9,224,325,000.00	3,619,306,376.67	5,605,018,623.33